



Atlas Copco



Oil-injected rotary screw compressors

GA 5-11 (5.5-11 kW/7.5-15 hp)




Innovating for a sustainable future

At Atlas Copco, we have always looked ahead. Which products and services will make our customers more successful? Your future drives the Atlas Copco team every day. It is the reason why we devote so much time and so many resources to innovation. If there are technologies that will advance your productivity, we will find them. That is what we have been doing for almost 150 years now, setting new standards in compressed air reliability, efficiency, connectivity, and sustainability.


It's that last principle that now comes first. Sustainability is no longer something we should strive for, but something we must achieve. Productivity and growth will have to be built on sustainability. Atlas Copco – our products, our services, and our people – will help you get there, as we always have.

The technology that drives your energy efficiency



Next-generation element

Atlas Copco's in-house developed, patented screw element ensures a highly efficient compression process.



Timing belt

The new timing belt eliminates slippage to ensure optimized operation at a lower energy consumption.



Elektronikon®

Our state-of-the-art controller allows for remote monitoring and optimization of your GA, including its energy use.

Trusted technology, advanced performance

Atlas Copco's GA compressors bring outstanding performance, flexible operation and high productivity, while minimizing total cost of ownership. With this premium compressor series you will certainly find the compressed air solution that perfectly matches your specific requirements. Through products that are built to perform in even the harshest environments, Atlas Copco commits to keeping your production running reliably and efficiently.

Highest reliability

The GA series is designed, manufactured and tested in accordance with ISO 9001, ISO 14001 and ISO 1217, Ed. 4, Annex C. Ensuring a long and trouble-free life at the lowest operating cost, the GA comes with the latest generation of Atlas Copco's innovative oil-injected screw element.

Minimized energy costs

Energy can represent over 80% of a compressor's total cost of ownership. The generation of compressed air can even account for more than 40% of a plant's total electricity bill. Through the use of Atlas Copco's highly efficient element and state-of-the-art packaging, GA compressors can minimize energy costs and overall compressor life cycle costs.

Air system integration

The GA can be installed close to the point of use thanks to its low noise operation. In addition, as air treatment equipment can be integrated and the tank is mounted under the compressor, the need for a separate compressor room is eliminated. Moreover, all compressors are delivered ready for use, reducing installation costs to a minimum.



GA 5-11: Next-generation technology

Able to tackle extreme duties as daily challenges, Atlas Copco's high-performance tank-mounted GA 5-11 compressors beat any workshop solution. Ready to supply high-quality air, they keep your air network clean and your production up and running.

1

Optimized drive train

The GA 5-11's compression element is combined with a dedicated IE3 efficiency motor to minimize energy costs.

2

Timing belt

The new timing belt eliminates slippage to ensure optimized operation and lower maintenance.

3

Proven element

- Fit for environments with ambient temperatures up to 46°C due to superior component design.
- Free Air Delivery has increased up to 4% compared to the previous generation.

4

Integrated quality air solutions

- Protection of downstream air equipment in all working conditions: the integrated dryer avoids condensation and corrosion in the network.
- Additional energy savings with the dryer's no-loss electronic drain.
- Optional filter can be added to obtain air quality up to class 1 level (<0.01 ppm).
- Water separator included as standard.

5

High tech oil vessel

- Protection from oil contamination: extremely low oil carry-over thanks to the vertical design of the oil vessel.
- Extremely low losses of compressed air during load/unload cycle thanks to minimized oil vessel size.

6


Elektronikon control & monitoring

- Integrated smart algorithms reduce system pressure and energy consumption.
- Monitoring features include warning indications, maintenance scheduling, and online visualization of machine conditions.
- Standard **SMARTLINK** remote monitoring to maximize air system performance and energy savings.
- Advanced Elektronikon Touch controller available as an option.

7

Easy installation & servicing

- A true plug-and-play solution ready to be installed close to the point of use.
- Optionally, the system can be expanded with an integrated dryer, air filters and a factory-mounted 270L or 500L receiver.
- Effortless transportation by forklift.
- Standard equipped with a 3-meter power supply cable.
- Minimized service costs thanks to high-quality and easily replaceable consumables with a long lifetime and easy servicing.



Advanced control for superior performance

The right controller



Optional: Elektronikon Touch

- Ease of use: 4.3-inch high-definition color display with clear pictograms and service indicator.
- Reliable: user-friendly, multilingual user interface and durable keyboard.
- Flexible: four different week schedules for 10 consecutive weeks.
- Internet-based compressor visualization with a simple Ethernet connection.
- Remote control and connectivity functions.



Standard: Elektronikon Swipe

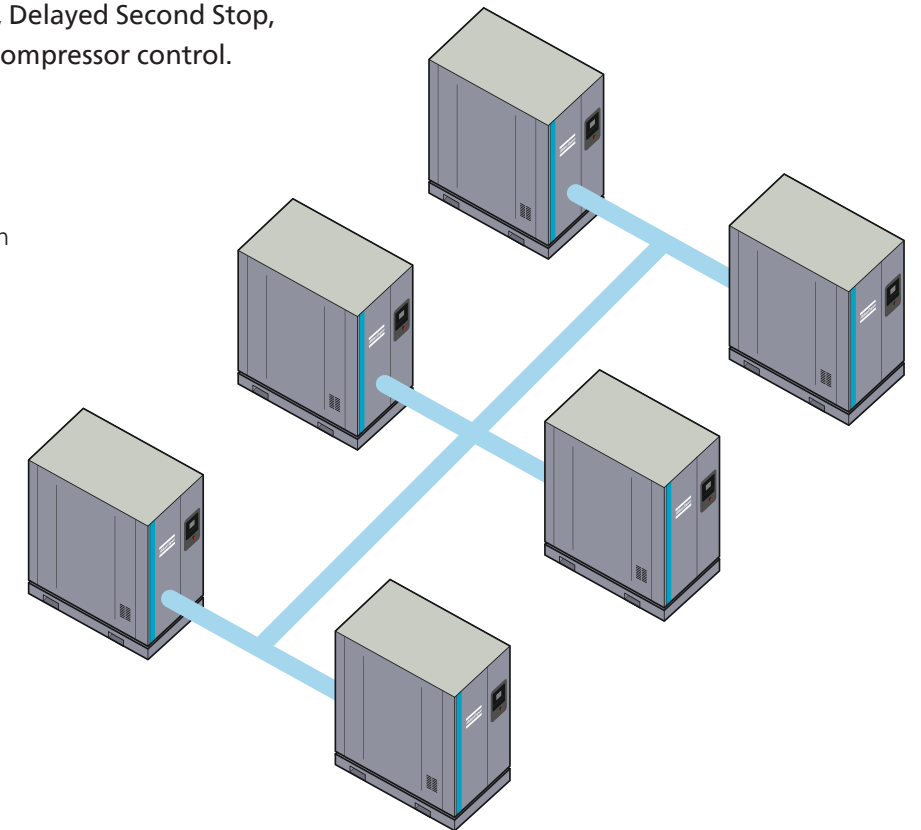
- Ease of use: intuitive navigation with clear pictograms and extra LED indicator for service.
- Visualization through web browser with a simple Ethernet connection.
- Easy to upgrade.

Flexible control and monitoring features

The next-generation Elektronikon controllers offer a great variety of control and monitoring features that allow you to increase your compressor's efficiency and reliability, including automatic restart after voltage failure, Delayed Second Stop, Dual Pressure Set Point, and multiple compressor control.

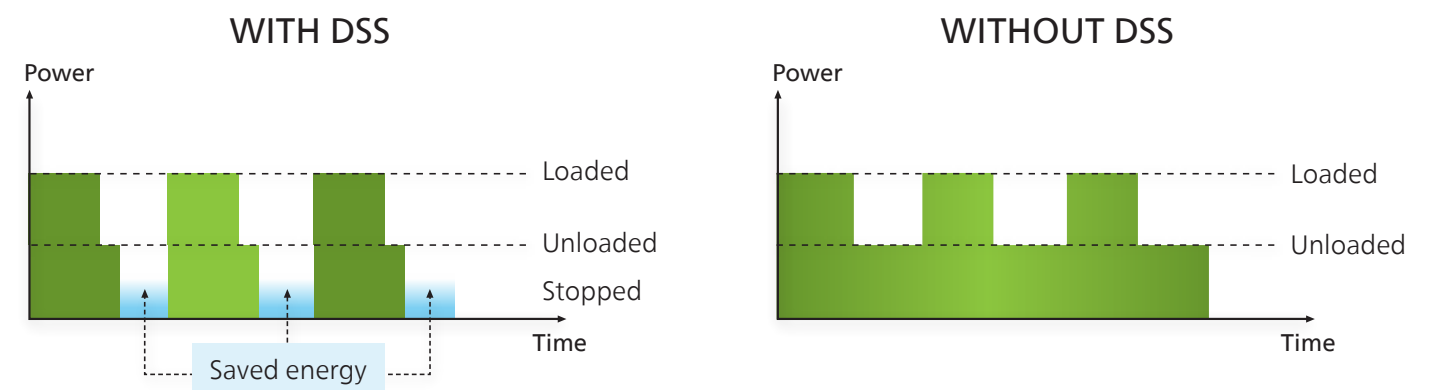
Multiple compressor control

Manage and optimize up to 6 compressors in one air network with the Equalizer 4.0 (integrated in your compressor or as a standalone unit).



Delayed Second Stop (DSS)

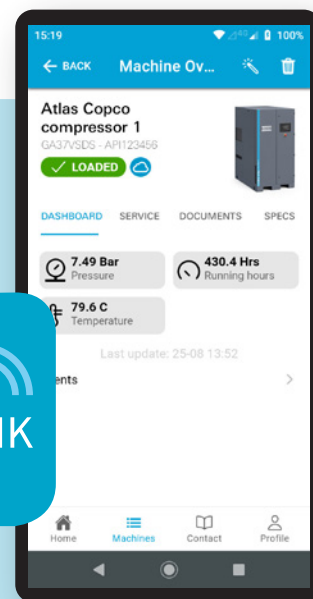
The DSS feature stops the compressor's motor whenever possible. The controller maintains the desired system pressure while minimizing the motor run time to keep your energy consumption at a minimum.



SMARTLINK

SMARTLINK brings real-time monitoring of your compressor's operational parameters to your computer or mobile device:

- Performance data and insights identify opportunities for optimization.
- Service timeline.
- Maintenance and service alerts.
- Online resource center with manuals, documentation and technical information.



Built-in quality air

Untreated compressed air contains moisture, aerosols and dirt particles that can damage your air system, creating the risk of corrosion and leaks, and contaminate your end product. Maintenance and repair expenses can far exceed air treatment costs. An air dryer is therefore essential to protect your systems and processes. The GA 5-11 comes with an integrated dryer option to ensure your peace of mind.

A fully integrated dryer

- Optimized sizing for the compressor avoids excessive energy consumption.
- Fit for your application.
- Controlled and monitored by the Elektronikon.
- Space-saving all-in-one solution with low installation costs.

Lowest lifecycle costs and peace of mind

- No extra installation costs.
- Save on floor space.
- Use of energy-efficient, environmentally friendly refrigerant R410A reduces operating costs and ensures zero ozone depletion.
- Heat exchanger cross-flow technology with low pressure drop, saving energy and costs.
- Zero waste of compressed air thanks to no-loss condensate drain.
- Advanced control functions ensure dry air under all circumstances and prevent freezing at low load.
- Pressure dewpoint of 3°C/37°F (100% relative humidity at 20°C/68°F).



Integrated purity

The optional UD+ filter and integrated refrigerant air dryer (IFD) efficiently remove moisture, aerosols and dirt particles to protect your investment. The UD+ filter has a 40% lower pressure drop than the conventional DD+/PD+ filter combination. It saves space and reduces energy costs. Using only 1 single filter, it is possible to reach Quality Class 1.4.2 according to ISO 8573-1:2010.

	ISO quality class*	Dirt particle size	Water pressure dewpoint**	Oil concentration
Pack compressor	3.-4	5 microns	-	3 ppm
Integrated refrigerant dryer	3.4.4	5 microns	+3°C/37°F	3 ppm
UD+	1.4.2	0.5 micron	+3°C/37°F	0.1 ppm

* The table values reflect the maximum limits according to the ISO quality air standard (ISO 8573-1:2010).

** Water pressure dewpoint based on 100% RH at 20°C/68°F.

Tailored to your needs

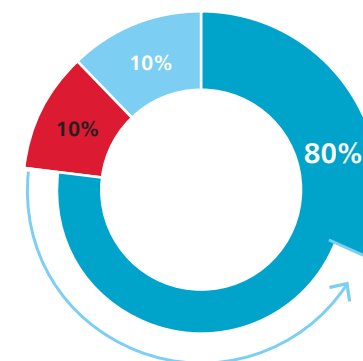
Some applications may need or benefit from additional options, more refined control and air treatment systems. To meet these needs, Atlas Copco has developed options and easily integrated compatible equipment providing the lowest cost compressed air.

Available options

- UD+ filter (FF)
- DD+ filter kit (FF)
- Electronic water drain (EWD)
- WSD + EWD
- 500-liter air receiver
- Tropical thermostat
- Freeze protection
- Heavy-duty inlet filter
- Rain protection kit
- Upgrade Elektronikon Touch
- Roto-Xtend duty oil
- Central Control license for 2, 4 or 6 (EQ 2/4/6) machines on Elektronikon Touch
- High ambient temperature version
- Food-grade oil
- Thermistors + anti-condensation heater motor

GA VSD^s: maximum energy savings

Looking for maximum energy savings? Then check out the GA 5-11 VSD^s. Thanks to the intelligent features of the next-generation VSD technology, you can save on investment, operational and service costs. It offers up to 60% energy savings thanks to its IE5 ferrite-assisted synchronous reluctance motor and provides 17% higher Free Air Delivery than the fixed-speed GA.



up to
60%
energy savings

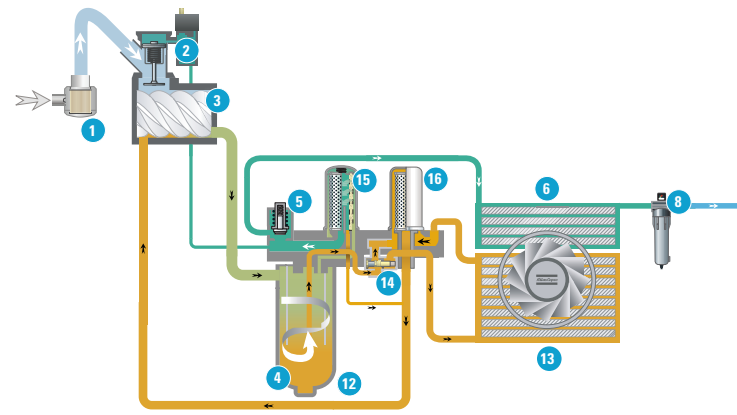
Total compressor lifecycle cost

- Energy
- Energy savings with VSD^s
- Investment
- Maintenance

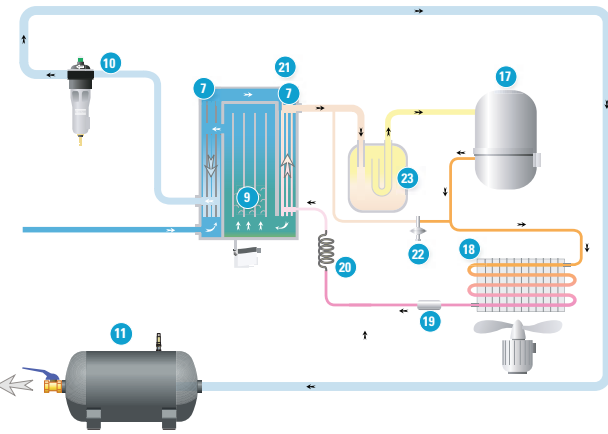


An innovative side-mounted 200-liter vessel provides air storage while keeping the GA 5-11 VSD^s footprint very compact.

Flow chart



- Intake air
- Air/oil mixture
- Oil
- Compressed air without free water
- Wet compressed air
- Dry compressed air
- Water
- Refrigerant gas/liquid mixture
- High pressure, hot refrigerant gas
- Low pressure, cool refrigerant gas
- High pressure refrigerant liquid
- Low pressure refrigerant liquid



Air flow

1. Air intake filter
2. Air intake valve
3. Compression element
4. Air/oil separator vessel
5. Minimum pressure valve
6. After-cooler
7. Air-air heat exchanger
8. Water separator (optional)
9. Water separator with drain (optional)
10. DD+ or UD+ filter
11. Air receiver

Oil flow

12. Oil
13. Oil cooler
14. Thermostatic bypass valve
15. Oil separator
16. Oil filter

Refrigerant flow

17. Refrigerant compressor
18. Condenser
19. Liquid refrigerant dryer/filter
20. Capillary
21. Evaporator
22. Hot gas bypass valve
23. Air intake valve

Technical specifications GA 5-11

Compressor Type	Maximum working pressure		Capacity FAD*			Installed motor power		Noise level**	Weight (kg/lbs)				
	bar(e)	psig	l/s	m³/h	cfm	kW	hp		Pack		Full Feature		
									Floor-mounted	Tank-mounted	Floor-mounted	Tank-mounted	
50 Hz VERSION													
GA 5	7.5	7.5	109	15.1	54.4	32	5.5	7.5	63	223/492	293/646	285/628	355/783
	8.5	8.5	123	14	50.4	29.7	5.5	7.5	63	223/492	293/646	285/628	355/783
	10	10	145	12.6	45.4	26.7	5.5	7.5	63	223/492	293/646	285/628	355/783
	13	13	189	9.4	33.8	19.9	5.5	7.5	63	223/492	293/646	285/628	355/783
GA 7	7.5	7.5	109	21.8	78.5	46.2	7.5	10	64	238/525	308/679	300/661	370/816
	8.5	8.5	123	20.6	74.2	43.6	7.5	10	64	238/525	308/679	300/661	370/816
	10	10	145	19.1	68.8	40.5	7.5	10	64	238/525	308/679	300/661	370/816
	13	13	189	14.7	52.9	31.1	7.5	10	64	238/525	308/679	300/661	370/816
GA 11	7.5	7.5	109	30.5	109.8	64.6	11	15	65	253/558	323/712	315/694	385/849
	8.5	8.5	123	28.5	102.6	60.4	11	15	65	253/558	323/712	315/694	385/849
	10	10	145	26.1	94	55.3	11	15	65	253/558	323/712	315/694	385/849
	13	13	189	22	79.2	46.6	11	15	65	253/558	323/712	315/694	385/849
60 Hz VERSION													
GA 5	100	7.4	107	15	54	31.8	5.5	7.5	63	223/492	293/646	285/628	355/783
	125	9.1	132	13.2	47.5	28	5.5	7.5	63	223/492	293/646	285/628	355/783
	150	10.8	157	11.7	42.1	24.8	5.5	7.5	63	223/492	293/646	285/628	355/783
	175	12.5	181	9.5	34.2	20.1	5.5	7.5	63	223/492	293/646	285/628	355/783
GA 7	100	7.4	107	21.6	77.8	45.8	7.5	10	64	238/525	308/679	300/661	370/816
	125	9.1	132	20.1	72.4	42.6	7.5	10	64	238/525	308/679	300/661	370/816
	150	10.8	157	17	61.2	36	7.5	10	64	238/525	308/679	300/661	370/816
	175	12.5	181	14.8	53.3	31.4	7.5	10	64	238/525	308/679	300/661	370/816
GA 11	100	7.4	107	29.7	106.9	62.9	11	15	65	253/558	323/712	315/694	385/849
	125	9.1	132	26.8	96.5	56.8	11	15	65	253/558	323/712	315/694	385/849
	150	10.8	157	25.1	90.4	53.2	11	15	65	253/558	323/712	315/694	385/849
	175	12.5	181	22.1	79.6	46.8	11	15	65	253/558	323/712	315/694	385/849

* Unit performance measured according to ISO 1217, Ed. 4, Annex C-2009.

** Mean noise level measured at a distance of 1 m according to ISO 2151; tolerance 3 dB(A).

Reference conditions:

- Absolute inlet pressure 1 bar/14.5 psi.
- Intake air temperature 20°C/68°F.


FAD is measured at the following working pressures:

- 7.5 bar versions at 7 bar(e).
- 8.5 bar versions at 8 bar(e).
- 10 bar versions at 9.5 bar(e).
- 13 bar versions at 12.5 bar(e).

Dimensions



Floor-mounted Pack



Floor-mounted Full Feature



Tank-mounted



ISO 9001 • ISO 14001
OHSAS 18001

Atlas Copco

atlascope.com

